




TF415 Series Tuning Fork Crystal

Features

- 32.7680kHz Frequency Reference
- Tuning Fork Crystal Design
- Hermetic Ceramic Surface Mount Package
- Ideal for High Density Circuit Boards
- Frequency Tolerance, ± 20 ppm Standard
- Parabolic Temperature Coefficient
- Tape and Reel Packaging, EIA-418



Part Dimensions:
4.1 × 1.5 × 0.9mm • 16.3059mg

Applications

- Real Time Clock Reference
- FPGAs & Microcontrollers
- Wireless Communications
- Consumer Electronics
- Computer Peripherals
- IoT Applications
- Instrumentation
- Industrial Electronics

Description

CTS TF415 Series is ideal for supporting wide range of electronic designs requiring a Real Time Clock reference. This series will support general commercial and industrial applications.

Ordering Information

Model	Frequency Tolerance	Load Capacitance	Frequency Code [kHz]	Packaging															
TF 415	2	P	32K7680	R															
<table border="1"> <thead> <tr> <th>Code</th> <th>Package</th> </tr> </thead> <tbody> <tr> <td>415</td> <td>4.1x1.5mm</td> </tr> </tbody> </table>		Code	Package	415	4.1x1.5mm	<table border="1"> <thead> <tr> <th>Code</th> <th>Capacitance</th> </tr> </thead> <tbody> <tr> <td>P</td> <td>12.5pF</td> </tr> <tr> <td>J</td> <td>9pF</td> </tr> </tbody> </table>		Code	Capacitance	P	12.5pF	J	9pF	<table border="1"> <thead> <tr> <th>Code</th> <th>Packing</th> </tr> </thead> <tbody> <tr> <td>R</td> <td>3k pcs./reel</td> </tr> </tbody> </table>		Code	Packing	R	3k pcs./reel
Code	Package																		
415	4.1x1.5mm																		
Code	Capacitance																		
P	12.5pF																		
J	9pF																		
Code	Packing																		
R	3k pcs./reel																		
<table border="1"> <thead> <tr> <th>Code</th> <th>@ +25°C</th> </tr> </thead> <tbody> <tr> <td>2</td> <td>± 20ppm</td> </tr> <tr> <td>1</td> <td>± 10ppm¹</td> </tr> </tbody> </table>		Code	@ +25°C	2	± 20 ppm	1	± 10 ppm ¹	<table border="1"> <thead> <tr> <th>Code</th> <th>Frequency</th> </tr> </thead> <tbody> <tr> <td colspan="2">Product Frequency Code²</td> </tr> </tbody> </table>			Code	Frequency	Product Frequency Code ²						
Code	@ +25°C																		
2	± 20 ppm																		
1	± 10 ppm ¹																		
Code	Frequency																		
Product Frequency Code ²																			

Notes:

- 1] Check factory for availability.
- 2] Frequency is recorded with two leading digits before the 'K' and 4 significant digits after the 'K' [including zeros].

**Not all performance combinations and frequencies may be available.
Contact your local CTS Representative or CTS Customer Service for availability.**

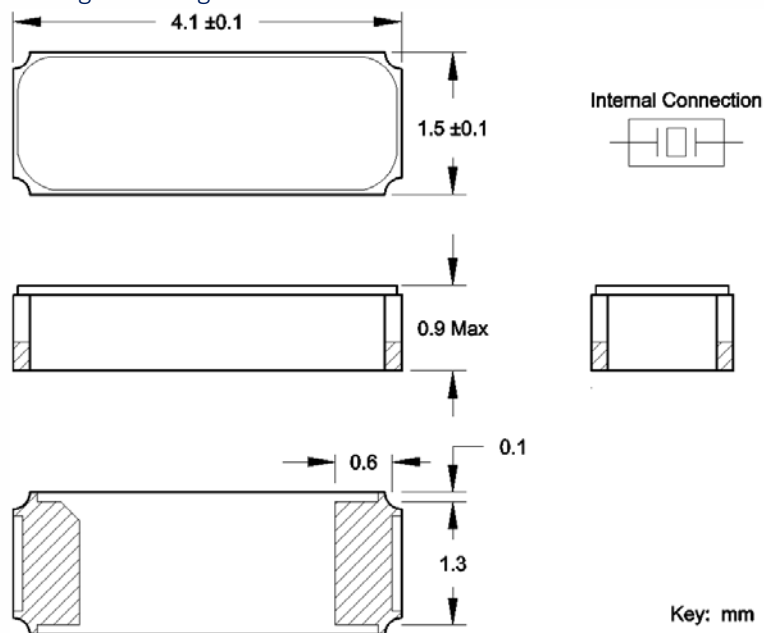
This product is specified for use only in standard commercial applications. Supplier disclaims all express and implied warranties and liability in connection with any use of this product in any non-commercial applications or in any application that may expose the product to conditions that are outside of the tolerances provided in its specification.

SHENZHEN YIJIN ELECTRONICS CO: LTD TEL: 0755-27876565

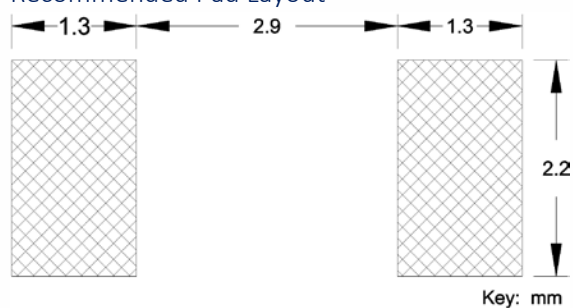
18924600166 QQ: 857950243 <http://www.vc-tcxo.com>

Mechanical Specifications

Package Drawing



Recommended Pad Layout



Marking Information

Refer to document 016-0071-0, TF Marking Guide, for marking formats by product family.

Notes

1. JEDEC termination code (e4). Barrier-plating is nickel [Ni] with gold [Au] flash plate.
2. Reflow conditions per JEDEC J-STD-020; +260°C maximum, 20 seconds.
3. MSL = 1.